



CONTACT DETAILS

OFFICE USE ONLY

NAME: DATE: REF:

ADDRESS:

 EMAIL:

POSTCODE: DAYTIME TEL:

SO THAT WE CAN QUOTE FOR YOUR CAGE, PLEASE ANSWER THE FOLLOWING:

IF YOU REQUIRE HELP WITH THIS FORM PLEASE CALL: 0845 402 5300

SPECIFICATION

MEASUREMENT IN METRES (m) OR FEET AND INCHES (ft' in'')

1. **CAGE TYPE** (GDN No.): 2. **MATERIAL** (STEEL / ALI / TIMBER):
(PLEASE SEE CATALOGUE)

3. **CRITICAL MEASUREMENT?** - does your cage need to be an **exact** size to fit features of your site? For example, does the cage have to fit outside or inside a raised bed or pathway? If yes, please carefully measure the site features and include them on your scale drawing on the following page. Please note that this will incur additional cost if the bars have to be specially cut. If no, please just tell us the length and width (Q.5) **YES / NO:**

4. **ANGLED SIDES?**- does your cage have any non right-angled sides? If yes, please carefully measure and include this information on your scale drawing on the following page. Please note that this will incur additional cost and should be avoided if at all possible. **YES / NO:**

5. **LENGTH AND WIDTH?** - unless **exact** size is specified (Q.3) this dimension maybe up to approx 2 - 2.5% longer due to the size of connectors between the bar lengths on our metal cages. **LENGTH:**
WIDTH:

6. **ARE FOOTPLATES REQUIRED?** - recommended for soft ground and / or if more rigidity is required if the site is exposed to high winds. **YES / NO:**

(PLEASE SEE CATALOGUE)

7. **STANDARD HEIGHT?** - please specify if not, and detail on a side view on your scale drawing on the following page. Please note that this will incur additional cost if the bars have to be specially cut. **YES / NO:**

8. **SLOPING SITE?** - if your site is sloping significantly, special uprights or a stepped design may be required. Please carefully measure the site features and include a side view on your scale drawing on the following page. **YES / NO:**

9. **HOW MANY DOORS?** - do you need an extra door - either on another side or to give you a double door for easy access? Please indicate positions on your drawing. **NO. OF DOORS:**
(PLEASE NOTE THAT DOORS ARE ONLY AVAILABLE ON CAGES OF 2M OR MORE HIGH)

10. **STANDARD NETTING?** - would you like us to quote for rabbit wire, deer protection, butterfly or anti-pigeon (reduces risk of snow damage in winter) netting for example? **YES / NO (sides):** **YES / NO (roof):**
DETAILS:

11. **ADDITIONAL INFORMATION?** - any other details you think may be helpful to us?

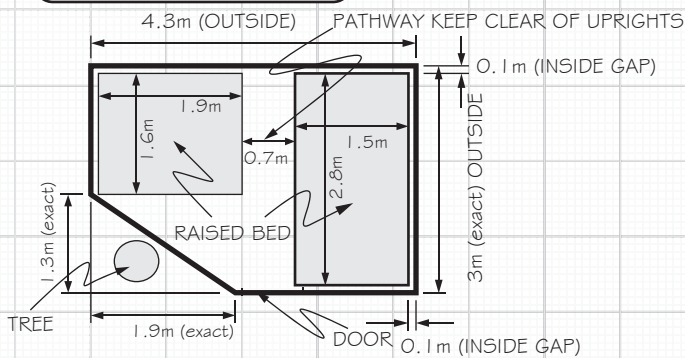
PLEASE RETURN THIS FORM TO US BY:

FAX: 01502 582 456, POST: HARROD HORTICULTURAL, PINBUSH ROAD, LOWESTOFT, SUFFOLK, NR33 7NL

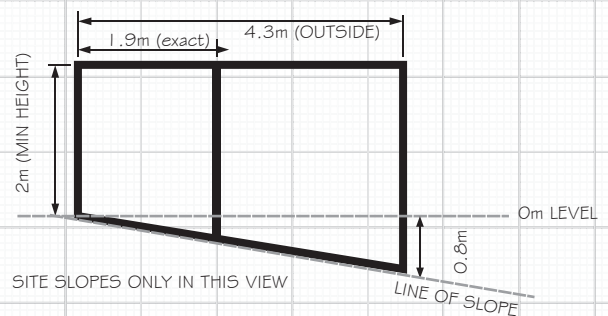
SCALE DRAWING

Please draw a one dimensional sketch of your cage as seen from above, and if required from the sides for sloping sites. If exact dimensions are required for any of the measurements then please label them as 'exact'. If you have important site features such as raised beds, pathways or plants, then please include them and dimension them on your drawing. Indicate if necessary which side of a feature an upright should be positioned. Measurements can be in metres (m) or feet and inches (ft' in") - please choose and state your own scale . We have included two examples sketched below as a reference - use them to check that you haven't missed important information off your own drawing - only include side views if your site slopes significantly. Please make clear notes on your drawings stating whether they are PLAN or SIDE views.

PLAN VIEW EXAMPLE



SIDE VIEW EXAMPLE



SCALE?:

OUR NON-STANDARD CAGES ARE CUSTOM MADE TO YOUR SUPPLIED SPECIFICATIONS. UNFORTUNATELY REFUNDS CANNOT BE GIVEN IF CAGES ARE SUBSEQUENTLY REJECTED DUE TO SIZE AND FIT IF YOUR SPECIFICATIONS ARE INCORRECT ON THIS FORM. PLEASE CHECK YOUR DIMENSIONS THOROUGHLY AND SIGN AND DATE BELOW IN THE SPACE PROVIDED.

SIGNATURE: _____

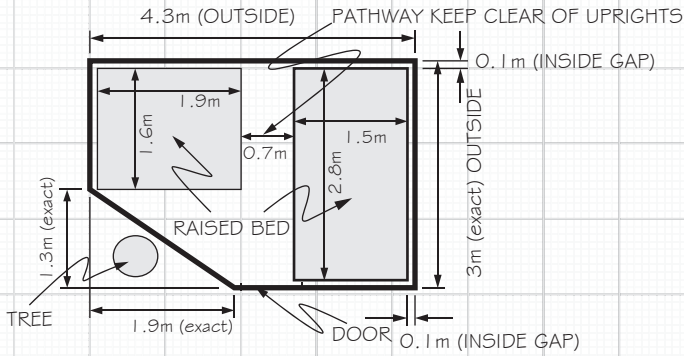
DATE: _____

PLEASE RETURN THIS FORM TO US BY:

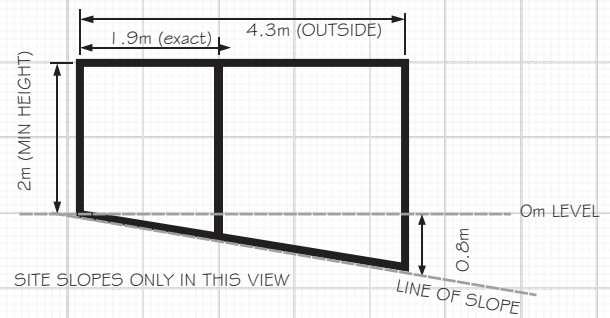
FAX: 01502 582 456, POST: HARROD HORTICULTURAL, PINBUSH ROAD, LOWESTOFT, SUFFOLK, NR33 7NL

SCALE DRAWING

PLAN VIEW EXAMPLE



SIDE VIEW EXAMPLE



SCALE?:

OUR NON-STANDARD CAGES ARE CUSTOM MADE TO YOUR SUPPLIED SPECIFICATIONS. UNFORTUNATELY REFUNDS CANNOT BE GIVEN IF CAGES ARE SUBSEQUENTLY REJECTED DUE TO SIZE AND FIT IF YOUR SPECIFICATIONS ARE INCORRECT ON THIS FORM. PLEASE CHECK YOUR DIMENSIONS THOROUGHLY AND SIGN AND DATE BELOW IN THE SPACE PROVIDED.

SIGNATURE:

DATE:

PLEASE RETURN THIS FORM TO US BY:

FAX: 01502 582 456, POST: HARROD HORTICULTURAL, PINBUSH ROAD, LOWESTOFT, SUFFOLK, NR33 7NL